



Digital Stories for Change

Digital Stories for Change, an *individual or team event*, recognizes participants who demonstrate their knowledge, skills, and abilities to actively identify an issue concerning families, careers, or communities; research the topic; and develop a *digital story* to advocate for positive change. The topic for 2017–2018 is “Your Future –Chance or Choice?” and must relate to topics, units, or activities found in the Career Connection national FCCLA Program. **Level I:** Participants must prepare a ***digital story and project components*** to be submitted online. **Level II:** Fifteen (15) entries will be invited to present their *digital story*, plus an **oral presentation**, at the National Leadership Conference.

EVENT CATEGORIES

Junior: through grade 9

Senior: grades 10–12

Occupational: grades 10–12

See page 85 for more information on event categories.

STANDARDS ALIGNMENTS

See STAR Events Resources Page for detailed event alignment information to national educational initiatives and standards.

CAREER CLUSTERS

- Arts, A/V Technology & Communications
- Education & Training
- Finance
- Government & Public Administration
- Hospitality & Tourism
- Human Services
- Information Technology
- Marketing
- Science, Technology, Engineering & Mathematics

ELIGIBILITY & GENERAL INFORMATION

1. Review “Eligibility and General Rules for All Levels of Competition” on page 87 prior to event planning and preparation.
2. Any nationally affiliated FCCLA chapter may submit one entry in each category.

PROCEDURES: LEVEL I

1. Participants create a *digital story* about an issue concerning families, careers, or communities using the 2017–2018 national topic (see event description). It is not a demonstration or “how to” presentation, nor a photo/video slide show.

(continued next page)

GENERAL INFORMATION

Individual or Team Event	Prepare Ahead of Time	Equipment Provided	Electrical Access	Participant Set Up / Prep Time	Room Consultant & Evaluator Review Time	Maximum Oral Presentation Time	Evaluation Interview Time	Total Event Time
Individual or Team	Digital Story, Project Components, Oral Presentation (Level II)	Table, Laptop, Internet Access	Provided	5 minutes		1-minute warning at 4 minutes; stopped at 5 minutes	5 minutes	25 minutes

PRESENTATION ELEMENTS ALLOWED

Audio	Costumes	Easel(s)	File Folder	Flip Chart(s)	Portfolio	Props/Pointers	Skits	Presentation Equipment	Visuals
*								*	*

* As a backup, participants may bring their digital story files on a USB drive. No additional Audio, Presentation Equipment, or Visuals other than the presentation of the digital story are allowed.

2. The total running time of the *digital story* must be no longer than five (5) minutes in length, to include the title and credits.
3. Projects must be posted on the school/chapter website or wiki. Posted components include: *digital story* video with copyright notice, project storyboard, *project identification page*, project summary, and FCCLA *Planning Process* summary page. The video must be embedded on the website/wiki and a link provided to the original source (such as SchoolTube, YouTube, Vimeo, etc.). The other required project components must be able to be opened in Microsoft Word or in PDF format.
4. **The use of inappropriate music, graphics, or text will automatically disqualify the entry.** Inappropriate materials are those that are obscene, profane, or explicit.
5. **The use of copyrighted music, photographs, or graphics in the digital video will disqualify the entry.** Music, photographs, text, trademarks, or names that are used in the project must be properly cited and documented. **Only original items or items licensed for reuse are allowed.** Most popular/commercial music is copyrighted and its use strictly limited. Participants are encouraged to use music with the appropriate license for reuse and publication on the Internet. Copyright laws must be followed.
6. Participants must follow state or district rules/guidelines for student privacy and use of photographs or student work when published online.
7. Deadline for submission and project completion of Level I entries is February 1, no Level I entries may be changed after February 1.

ENTRY SUBMISSION AND REGISTRATION PROCESS

1. Level I entries will be submitted no later than February 1 using the Online STAR Events entry/registration form. A Level I entry fee will be required.
2. Level II entries will be submitted through the Online STAR Events Registration System through state advisers. The registration fee will be the same fee required of all National STAR Events participants, plus a team *technology* fee required for all online events. See page 91 for National STAR Events registration deadlines and information.

AWARDS AND RECOGNITION— LEVEL I

Each participant will receive a printable electronic STAR Events certificate along with their evaluation results. States may recognize these participants, if desired. The top 15 participants (no ranking 1–15 indicated) receiving a score of 70 or above, will receive an invitation by March 15 to compete at the National Leadership Conference.

PROCEDURES & TIME REQUIREMENTS

For National Star Events Participation Only: Level II (Invitation Only)

1. Participants will have 5 minutes to set up their presentation.
2. Participants will play their digital video for the evaluators. The total running time of the *digital story* video **may be up to** 5 minutes in length. Videos will be stopped at 5 minutes.
3. Participants must include an oral presentation which may be up to 5 minutes in length. A one-minute warning will be given at 4 minutes. The participants will be stopped at 5 minutes.
4. Following the presentation, evaluators will have 5 minutes to interview the participant and review the project website and/or video.
5. Evaluators will have up to 5 minutes to use the rubric to score and write comments for each participant.

GENERAL INFORMATION

National Leadership Conference Participants Only

1. A table and laptop computer with Internet connections will be provided. As a backup, participants may bring their *digital story* files on a USB drive. Participants are not allowed to bring in any additional equipment. Note cards may be used in the oral presentation.
2. To prepare for the Level II presentation, participants are encouraged to update their Level I presentation based upon evaluation feedback. Changes may be made after March 15.
3. Specifications for the computer hardware and software versions supplied by FCCLA for use at National Leadership Conference will be posted on the national FCCLA Website by June 1.

AWARDS AND RECOGNITION— LEVEL II



Participants will receive recognition items including achievement medals and a press release to be personalized for local newspapers. Recognition will be held during the STAR Events Recognition Session.



DIGITAL STORIES FOR CHANGE Specifications

Website

Projects must be posted on the school/chapter website or wiki. Posted components include: *digital story* video with copyright notice, project storyboard, *project identification page*, *FCCLA Planning Process* summary page. The video should be embedded on the website/wiki. The other required project components must be able to be opened in Microsoft Word or in PDF format.

1-8 ½" x 11" page	<i>Project Identification Page</i>	<i>Plain paper</i> , with no <i>graphics</i> or decorations; must include participant's name(s), chapter name, school, city, state, event name, and project title. Must be posted on the website in Microsoft Word or PDF format.
1-8 ½" x 11" page	<i>FCCLA Planning Process Summary Page</i>	Summarize how each step of the <i>Planning Process</i> was used to plan and implement the project; Must be posted on the website in Microsoft Word or PDF format. For National Leadership Conference Phase II Participants Only: use of the <i>Planning Process</i> must also be described in the oral presentation.
1 	Evidence of Online Project Summary Submission	Participants should complete the online project summary form located on the "Surveys" tab of the FCCLA Portal, and include proof of submission on the website.
As Needed 	Storyboard Pages	Using the provided template, participants develop a detailed storyboard for the <i>digital story</i> project. The storyboard should be developed in sequential order to include scripting, narration, sounds/music, images, sketches or <i>graphics</i> , and technical aspects such as timing and design. Must be posted on the website in Microsoft Word or PDF format.
Up to 3 8 ½" x 11" pages	Project Summary Pages	Project summary pages to include the purpose of the project, relationship to areas of Family and Consumer Sciences and/or related careers, relevant research, background information that might help the <i>audience</i> understand the point of view of the project, and the change or awareness goal of the project. Must be posted on the website in Microsoft Word or PDF format.

Digital Story/Video

Participants create a *digital story* about an issue concerning families, careers, or communities using the 2017–2018 national topic (see event description). The *digital story/video* may be produced using video creation tools of the participants' choice, but must be posted online to the website/wiki.

Introduction	Create an introduction to the <i>digital story</i> that is original, catches interest, and relates to the purpose and focus of the <i>digital story</i> project.
Purpose and Focus	The participants should establish a clear purpose, focus, and point of view early in the <i>digital story</i> and maintain this purpose and focus throughout the video presentation.
Subject Knowledge	Subject knowledge of the family, career, or <i>community</i> issue is clearly evident. All information presented in the video is appropriate and accurate.
Creativity and Design	Color, design, effects and creativity support the theme of the video. Should not distract the viewer from the purpose and focus.
Technical Quality—Sound	Sound quality—volume levels are adequate and consistent, clear sound (no crackling).
Technical Quality—Images or Video	Images used are original or licensed for reuse. Image or video quality is high resolution and there is no size distortion.
Technical Quality—Editing	Editing and production provides minimal, smooth, and effective transitions. Use of effects supports the story and maintains purpose and focus.
Works Cited/ <i>Bibliography</i>	All work is original, or copyright permissions are included; only items licensed for reuse are used. Use MLA or APA citation style to cite all references. <i>Resources</i> should be <i>reliable</i> and <i>current</i> .

Digital Stories for Change Specifications (continued)


Licensing	A copyright or licensing statement is included in the video. Creative Commons licensing may be used— www.creativecommons.com .
Communication— Graphics/Images	<i>Graphics</i> , images, or video creates emotion to match the storyline, and communicates symbolism or metaphors. Images are well coordinated with music, sound, or narrative. (Slide shows are not an acceptable format). Only original <i>graphics</i> or images or those licensed for reuse may be used.
Communication— Text	Word, text or <i>graphic</i> choices are powerful, vivid, and descriptive to <i>audience</i> , and support the purpose and focus. Spelling, word choice, and grammar are used correctly.
Communication— Music/Sound	Music or sounds used in the video should significantly enrich the project, create the appropriate mood or tone, and is coordinated with text or images. Only original music or music licensed for reuse may be used.
Narration	A narration of the <i>digital story</i> should follow an original script. Narration should include one or more of the participants, and others, as desired. The main narration should be in English; other languages may be used to enhance the <i>digital story</i> . Diction, fluency, and flow supports or enhances the project.
Ending	Ending should bring closure to the <i>digital story</i> and engage the <i>audience</i> in reflective thinking or action toward change.

For National Leadership Conference Level II Participants ONLY

Oral Presentation

Following the viewing of the *digital story* presentation by evaluators, participants will deliver an oral presentation, which **may be up to** 5 minutes in length, to evaluators. The presentation should describe the research, planning, impact and personal learning of the participant as a result of the project. The presentation may not be prerecorded. No presentation elements are allowed during the oral presentation.

Organization/Delivery	Deliver oral presentation in an organized, sequential manner; concisely and thoroughly summarize project.
Relationship to Family and Consumer Sciences Coursework and/or	Describe relationship of project <i>content</i> to Family and Consumer Sciences and related careers.
Knowledge of Subject	Demonstrate knowledge of subject matter, research, and impact of project on participant(s).
Voice	Speak clearly with appropriate pitch, tempo, and volume.
Body Language/ Clothing Choice	Use appropriate body language including gestures, posture, mannerisms, eye contact, and appropriate handling of notes or note cards if used. Wear appropriate clothing for nature of the presentation.
Grammar/Word Usage/ Pronunciation	Use proper grammar, word usage, and pronunciation.
Responses to Evaluators' Questions	Provide clear and concise answers to evaluators' questions regarding project. Questions are asked after the presentation.



DIGITAL STORIES FOR CHANGE—Level I Rubric

Name of Participant _____

Chapter _____ State _____ Team # _____ Station # _____ Category _____

WEBSITE CONTENT – DOCUMENTATION							Points
Project Identification Page 0 or 4 points	0 Project Identification Page is missing, is not completed, or includes incorrect information			4 Project Identification Page is present, contains participants' names, chapter name, school, city, state, event name, and project title			
FCCLA Planning Process Summary Page 0–5 points	0 Planning Process summary not provided	1 Inadequate steps in the Planning Process are presented	2 All Planning Process steps are presented but not summarized	3 All Planning Process steps are summarized	4 Evidence that the Planning Process was utilized to plan project	5 The Planning Process is used to plan the project. Each step is fully explained	
Evidence of Online Project Summary Submission 0 or 1 point	0 Not provided			1 Proof of submission from the online form is included			
Storyboard 0-5 points	0 Not included	1 Very limited and disorganized	2 Does not include required elements	3 Includes most of the required elements and is generally followed	4 Includes all required elements and is followed	5 Is sequential, includes scripting, narration, sounds/music, image sketches or graphics, and technical aspects. Storyboard is followed	
Project Summary 0-15 points	0 Not provided	1-2-3 Purpose, FACS relationship, research, background information, and goal of the project is minimally explained and presented	4-5-6 Purpose, FACS relationship, research, background information, and goal of the project is inconsistently explained and presented	7-8-9 Purpose, FACS relationship, research, background information, and goal of the project is explained but lacking detail or is disorganized	10-11-12 Purpose, FACS relationship, research, background information, and goal of the project is explained and presented	13-14-15 Purpose of project, relationship to FACS areas and/or related careers, research, background information, and goal of the project is well explained and presented in an organized format	
DIGITAL STORY/VIDEO							
Introduction 0-5 points	0 No obvious introduction	1 Introduction not relevant or appropriate for the presentation	2 Introduction not effective in capturing attention	3 Somewhat creative/attention getting	4 Creative introduction	5 Introduction captured attention immediately	
Purpose and Focus 0-5 points	0 Not included	1 Purpose, focus, and point of view is difficult to figure out	2 Purpose, focus, and point of view is inconsistent	3 Purpose, focus, and point of view is established but is not maintained throughout the presentation	4 Purpose, focus, and point of view is mostly clear and maintained throughout the presentation	5 Purpose, focus and point of view is clear and maintained throughout the presentation	
Subject Knowledge 0-5 points	0 Did not mention	1 Minimal evidence of knowledge	2 Some evidence of knowledge	3 Evidence of knowledge, but not used effectively in the presentation	4 Evidence of knowledge. Presentation is enhanced by participant's knowledge	5 Evidence of thorough knowledge. Effective presentation of current data and information to support viewpoints and issues of concern	
Creativity and Design 0-5 points	0 Color, design and/or effects are over used or so minimal they distract from the purpose and focus	1-2 Color, design, and/or effects are inconsistent with purpose and focus and are not used effectively	3 Color, design, and/or effects neither enhance nor detract from the presentation	4 Good use of color, design and/or effects to support the presentation	5 Excellent and appropriate use of color, design, effects, and original ideas to support the presentation		
Technical Quality Sound 0-5 points	0 No sound or music was used in the project	1 Sound quality is poor (crackling, volume issues)	2 Sound quality is inconsistent	3 Sound quality is consistent throughout the project, neither enhances nor detracts	4 Sound quality is good throughout	5 Sound quality is excellent throughout	


Digital Stories for Change (continued)

Points

Technical Quality Images or Video 0–5 points	0 Images or video was used without appropriate copyright permission	1 Images/video quality is poor (low resolution, size distortion) no use of copyrighted images or video	2 Images/video quality is inconsistent (low resolution, size distortion) no use of copyrighted images or video	3 Images/video quality is inconsistent—no use of copyrighted images or video	4 Images/video quality is good throughout—no use of copyrighted images or video	5 Images/video quality is excellent—high resolution, no distortion, no use of copyrighted images or video	
Technical Quality Editing 0–5 points	0 Not evident	1 Editing produces a product difficult to watch or follow	2 Inconsistent editing with under/over use of transitions and effects	3 Editing generally supports the presentation, neither enhances nor detracts from the presentation	4 Good editing and overall production to support the presentation	5 Excellent editing and production with smooth and effective transitions. Use of effects supports the presentation	
Documentation 0–5 points	0 Sources are cited but no permissions for using copyrighted work is included	1 Copyright is questionable and source list is incomplete	2 Copyright is questionable and sources are in inconsistent format	3 Copyright statements and permissions are included for most sources but in inconsistent format	4 Copyright statements and permissions are included for all sources. Complete list in a consistent format	5 Work is original, copyright statements with permissions granted are included for all sources. Complete alphabetical list of sources, in a consistent format	
Licensing 0 or 5 points	0 The video was not licensed by the participant			5 A Creative Commons license or copyright statement is included in the video			
Communication— Graphics/Images 0–5 points	0 No images or graphics were used	1 Images are not relevant to the project	2 Graphics, images, or video used do not match the storyline or enrich the project. Images not coordinated with music, sound, or narrative	3 Graphics, images, or video is inconsistently used and is not clearly matched with the storyline. Images not coordinated with music, sound, or narrative	4 Graphics, images, or video match most of the storyline, and communicate symbolisms or metaphors. Images mostly coordinated with music, sound, or narrative	5 Graphics, images, or video creates emotion to match storyline, and communicate symbolism or metaphors. Images well-coordinated with music, sound, or narrative	
Communication— Text 0–5 points	0 No text was used	1 There are so many errors in word or text that it detracts from the project	2 Word or text does not enhance the project and contains errors	3 Word or text choices are appropriate but contain errors	4 Word or text choices are good and support the project idea	5 Word or text choices are powerful, vivid, and descriptive to audience	
Communication— Music/Sound 0–5 points	0 No music or sound	1 Music or sound is not relevant to the project, or is distracting	2 Music/sound is relevant but not coordinated with images	3 Music/sound neither enhances nor detracts from the project	4 Enriches the project, creates interest, and is mostly coordinated with images	5 Significantly enriches the project, creates appropriate mood/tone, and coordinated with images	
Narration 0–5 points	0 Not included	1 Is not relevant, does not match the storyline	2 Scripting is not original, does not match storyline. Voice quality, diction, fluency, and flow is not used effectively	3 Scripting relies on too many facts, quotes, or other non-original elements. Voice quality, diction, fluency and flow and flow is average	4 Follows an original script, includes participant(s). Voice quality, diction, fluency, and flow is good	5 Follows an original script, includes participant(s). Voice quality, diction, fluency, and flow is excellent	
Ending 0–5 points	0 Ending is abrupt, weak, or video simply stops	1-2 Ending is somewhat developed but does not provide closure		3-4 Ending brings closure, but does not engage the audience in reflective thinking or action toward change		5 Ending brings closure and engages the audience in reflective thinking or action toward change	

Evaluator’s Comments:

LEVEL I TOTAL
(100 points possible)



STAR Events Point Summary Form

DIGITAL STORIES FOR CHANGE

Level II Only

Name of Participant _____

Chapter _____ State _____ Team # _____ Station # _____ Category _____

DIRECTIONS:

1. Make sure all information at top is correct. If a student named is not participating, cross their name(s) off. If a team does not show, please write "No Show" across the top and return with other forms. Do **NOT** change team or station numbers.
2. At the conclusion of presentation, verify evaluator scores and fill in information below. Calculate the final score and ask for evaluators' verification. Place this form in front of the completed rubrics and staple all items related to the presentation together.
3. At the end of competition in the room, double check all scores, names, and team numbers to ensure accuracy. Sort results by team order and turn in to the Lead or Assistant Lead Consultant.
4. Please check with the Lead or Assistant Lead Consultant if there are any questions regarding the evaluation process.

ROOM CONSULTANT CHECK		Points				
Registration Packet 0 or 3 points	Picked up by adviser or designated adult during scheduled time No 0 Yes 3					
Event Online Orientation Documentation 0 or 2 points	<table style="width: 100%; border-collapse: collapse;"> <tr> <td style="width: 50%; text-align: center; padding: 5px;">0</td> <td style="width: 50%; text-align: center; padding: 5px;">2</td> </tr> <tr> <td style="padding: 5px;">Official documentation not provided at presentation time or signed by adviser</td> <td style="padding: 5px;">Official documentation provided at presentation time and signed by adviser</td> </tr> </table>	0	2	Official documentation not provided at presentation time or signed by adviser	Official documentation provided at presentation time and signed by adviser	
0	2					
Official documentation not provided at presentation time or signed by adviser	Official documentation provided at presentation time and signed by adviser					
Punctuality 0-1 point	<table style="width: 100%; border-collapse: collapse;"> <tr> <td style="width: 50%; text-align: center; padding: 5px;">0</td> <td style="width: 50%; text-align: center; padding: 5px;">1</td> </tr> <tr> <td style="padding: 5px;">Participant was late for presentation</td> <td style="padding: 5px;">Participant was on time for presentation</td> </tr> </table>	0	1	Participant was late for presentation	Participant was on time for presentation	
0	1					
Participant was late for presentation	Participant was on time for presentation					

EVALUATORS' SCORES

Evaluator 1 _____ Initials _____
 Evaluator 2 _____ Initials _____
 Evaluator 3 _____ Initials _____
 Total Score _____ divided by number of evaluators
 _____ = **AVERAGE EVALUATOR SCORE**
Rounded only to the nearest hundredth (i.e. 79.99 not 80.00)

ROOM CONSULTANT TOTAL
(6 points possible)

AVERAGE EVALUATOR SCORE
(134 points possible)


FINAL SCORE
(Average Evaluator Score plus Room Consultant Total)

FINAL SCORE divided by 140 possible points =
RATING SCORE PERCENTAGE

RATING ACHIEVED (circle one) **Gold:** 90-100 **Silver:** 70-89.99 **Bronze:** 1-69.99

VERIFICATION OF FINAL SCORE AND RATING (please initial)

Evaluator 1 _____ Evaluator 2 _____ Evaluator 3 _____ Adult Room Consultant _____ Event Lead Consultant _____



DIGITAL STORIES FOR CHANGE

Level II Only

Rubric

Name of Participant _____

Chapter _____ State _____ Team # _____ Station # _____ Category _____

WEBSITE CONTENT – DOCUMENTATION							Points
Project Identification Page 0 or 4 points	0 Project Identification Page is missing, is not completed, or includes incorrect information		4 Project Identification Page is present, contains participants' names, chapter name, school, city, state, event name, and project title				
FCCLA Planning Process Summary Page 0-5 points	0 Planning Process summary not provided	1 Inadequate steps in the Planning Process are presented	2 All Planning Process steps are presented but not summarized	3 All Planning Process steps are summarized	4 Evidence that the Planning Process was utilized to plan project	5 The Planning Process is used to plan the project. Each step is fully explained	
Evidence of Online Project Summary Submission 0 or 1 point	0 Not provided			1 Proof of submission from the online form is included			
Storyboard 0-5 points	0 Not included	1 Very limited and disorganized	2 Does not include required elements	3 Includes most of the required elements and is generally followed	4 Includes all required elements and is followed	5 Is sequential, includes scripting, narration, sounds/music, image sketches or graphics, and technical aspects. Storyboard is followed	
Project Summary 0-5 points	0 Not provided	1-2-3 Purpose, FACS relationship, research, background information, and goal of the project is minimally explained and presented	4-5-6 Purpose, FACS relationship, research, background information, and goal of the project is inconsistently explained and presented	7-8-9 Purpose, FACS relationship, research, background information, and goal of the project is explained but lacking detail or is disorganized	10-11-12 Purpose, FACS relationship, research, background information, and goal of the project is explained and presented	13-14-15 Purpose of project, relationship to FACS areas and/or related careers, research, background information, and goal of the project is well explained and presented in an organized format	
DIGITAL STORY/VIDEO							Points
Introduction 0-5 points	0 No obvious introduction	1 Introduction not relevant or appropriate for the presentation	2 Introduction not effective in capturing attention	3 Somewhat creative/attention getting	4 Creative introduction	5 Introduction captured attention immediately	
Purpose and Focus 0-5 points	0 Not included	1 Purpose, focus, and point of view is difficult to figure out	2 Purpose, focus, and point of view is inconsistent	3 Purpose, focus, and point of view is established but is not maintained throughout the presentation	4 Purpose, focus, and point of view is mostly clear and maintained throughout the presentation	5 Purpose, focus and point of view is clear and maintained throughout the presentation	
Subject Knowledge 0-5 points	0 Did not mention	1 Minimal evidence of knowledge	2 Some evidence of knowledge	3 Evidence of knowledge, but not used effectively in the presentation	4 Evidence of knowledge. Presentation is enhanced by participant's knowledge	5 Evidence of thorough knowledge. Effective presentation of current data and information to support viewpoints and issues of concern	
Creativity and Design 0-5 points	0 Color, design and/or effects are over used or so minimal they distract from the purpose and focus	1-2 Color, design, and/or effects are inconsistent with purpose and focus and are not used effectively	3 Color, design, and/or effects neither enhance nor detract from the presentation	4 Good use of color, design and/or effects to support the presentation	5 Excellent and appropriate use of color, design, effects, and original ideas to support the presentation		
Technical Quality Sound 0-5 points	0 No sound or music was used in the project	1 Sound quality is poor (crackling, volume issues)	2 Sound quality is inconsistent	3 Sound quality is consistent throughout the project, neither enhances nor detracts	4 Sound quality is good throughout	5 Sound quality is excellent throughout	

Digital Stories for Change (continued)

							Points
Technical Quality Images or Video 0–5 points	0 Images or video was used without appropriate copyright permission	1 Images/video quality is poor (low resolution, size distortion) no use of copyrighted images or video	2 Images/video quality is inconsistent (low resolution, size distortion) no use of copyrighted images or video	3 Images/video quality is inconsistent—no use of copyrighted images or video	4 Images/video quality is good throughout—no use of copyrighted images or video	5 Images/video quality is excellent—high resolution, no distortion, no use of copyrighted images or video	
Technical Quality Editing 0–5 points	0 Not evident	1 Editing produces a product difficult to watch or follow	2 Inconsistent editing with under/over use of transitions and effects	3 Editing generally supports the presentation, neither enhances nor detracts from the presentation	4 Good editing and overall production to support the presentation	5 Excellent editing and production with smooth and effective transitions. Use of effects supports the presentation	
Documentation 0–5 points	0 Sources are cited but no permissions for using copyrighted work is included	1 Copyright is questionable and source list is incomplete	2 Copyright is questionable and sources are in inconsistent format	3 Copyright statements and permissions are included for most sources but in inconsistent format	4 Copyright statements and permissions are included for all sources. Complete list in a consistent format	5 Work is original, copyright statements with permissions granted are included for all sources. Complete alphabetical list of sources, in a consistent format	
Licensing 0 or 5 points	0 The video was not licensed by the participant			5 A Creative Commons license or copyright statement is included in the video			
Communication—Graphics/Images 0–5 points	0 No images or graphics were used	1 Images are not relevant to the project	2 Graphics, images, or video used do not match the storyline or enrich the project. Images not coordinated with music, sound, or narrative	3 Graphics, images, or video is inconsistently used and ins not clearly matched with the storyline. Images not coordinated with music, sound, or narrative	4 Graphics, images, or video match most of the storyline, and communicate symbolisms or metaphors. Images mostly coordinated with music, sound, or narrative	5 Graphics, images, or video creates emotion to match storyline, and communicate symbolism or metaphors. Images well-coordinated with music, sound, or narrative	
Communication—Text 0–5 points	0 No text was used	1 There are so many errors in word or text that it detracts from the project	2 Word or text does not enhance the project and contains errors	3 Word or text choices are appropriate but contain errors	4 Word or text choices are good and support the project idea	5 Word or text choices are powerful, vivid, and descriptive to audience	
Communication—Music/Sound 0–5 points	0 No music or sound	1 Music or sound is not relevant to the project, or is distracting	2 Music/sound is relevant but not coordinated with images	3 Music/sound neither enhances nor detracts from the project	4 Enriches the project, creates interest, and is mostly coordinated with images	5 Significantly enriches the project, creates appropriate mood/tone, and coordinated with images	
Narration 0–5 points	0 Not included	1 Is not relevant, does not match the storyline	2 Scripting is not original, does not match storyline. Voice quality, diction, fluency, and flow is not used effectively	3 Scripting relies on too many facts, quotes, or other non-original elements. Voice quality, diction, fluency and flow is average	4 Follows an original script, includes participant(s). Voice quality, diction, fluency, and flow is good	5 Follows an original script, includes participant(s). Voice quality, diction, fluency, and flow is excellent	
Ending 0–5 points	0 Ending is abrupt, weak, or video simply stops	1-2 Ending is somewhat developed but does not provide closure		3-4 Ending brings closure, but does not engage the audience in reflective thinking or action toward change		5 Ending brings closure and engages the audience in reflective thinking or action toward change	

Digital Stories for Change (continued)

ORAL PRESENTATION							Points
Organization/ Delivery 0 – 10 points	0 Presentation is not done or speaks briefly and does not cover components of the project	1-2 Presentation covers some topic elements	3-4 Presentation covers all topic elements but with minimal information	5-6 Presentation gives complete information but does not explain the project well	7-8 Presentation covers information completely but does not flow well	9-10 Presentation covers all relevant information with a seamless and logical delivery	
Knowledge of Subject Matter 0-5 points	0 Little or no evidence of knowledge	1 Minimal evidence of knowledge	2 Some evidence of knowledge	3 Knowledge of subject matter is evident but not effectively used in presentation	4 Knowledge of subject matter is evident and shared at times in the presentation	5 Knowledge of subject matter is evident and incorporated throughout the presentation	
Relationship of Family and Consumer Sciences Coursework and Standards 0-5 points	0 Not included	1 Minimal evidence FACS coursework relationship	2 Some knowledge of relationship to FACS coursework	3 Knowledge of FACS coursework but not shared	4 Knowledge of relationship to FACS is evident and shared	5 Knowledge of FACS relationship is evident and explained well	
Voice – pitch, tempo, volume 0-3 points	0 Voice qualities not used effectively	1 Voice quality is adequate	2 Voice quality is good, but could improve	3 Voice quality is outstanding and pleasing			
Body Language/ Clothing Choice 0-3 points	0 Uses inappropriate gestures, posture or mannerisms, avoids eye contact/inappropriate clothing	1 Gestures, posture, mannerisms and eye contact is inconsistent/clothing is appropriate	2 Gestures, posture, mannerisms, eye contact, and clothing are appropriate	3 Gestures, posture, mannerisms, eye contact, and clothing enhance presentation			
Grammar/Word Usage/ Pronunciation 0-3 points	0 Extensive (more than 5) grammatical and pronunciation errors	1 Some (3-5) grammatical and pronunciation errors	2 Few (1-2) grammatical and pronunciation errors	3 Presentation has no grammatical or pronunciation errors			
Responses to Evaluators' Questions 0-5 points	0 Did not answer evaluators' questions	1 Unable to answer some questions	2 Responded to all questions but without ease or accuracy	3 Responded adequately to all questions	4 Gave appropriate responses to evaluators' questions	5 Responses to questions were appropriate and given without hesitation	

Evaluator's Comments:

LEVEL II TOTAL

(134 points possible)


Evaluator # _____

Evaluator Initial _____

Room Consultant Initial _____

DIGITAL STORIES FOR CHANGE

Storyboard Template



Participant Name _____ Chapter ID # _____ State _____

Category _____ Title of Project _____

TITLE SLIDE/SCENE #	TIME:	SLIDE/SCENE #	TIME:	SLIDE/SCENE #	TIME:
<p>IMAGE</p> <p style="text-align: center;">Sketch, graphic or photo here</p>	<div style="border: 1px solid black; padding: 5px; width: fit-content; margin: 0 auto;"> Use this box to indicate transitions, if any are used </div>		<div style="border: 1px solid black; padding: 5px; width: fit-content; margin: 0 auto;"> Use this box to indicate transitions, if any are used </div>		
<p>SCRIPT/NARRATION</p> <p style="text-align: center;">Write your script or narrative here</p>					
<p>MEDIA/DESIGN</p> <p style="text-align: center;">List specific media used—music, sound, voice recordings, video clips, photos, graphics, color themes, etc.</p>					

Download blank template at <http://fcclainc.org/programs/resources.php> Page _____ of _____