



Illustrated Talk

Illustrated Talk, an *individual or team event*, recognizes participants who make an oral presentation about issues concerning Family and Consumer Sciences and/or related occupations. Participants must prepare a **file folder**, an **oral presentation**, and **visuals**.

EVENT CATEGORIES

Junior: through grade 9

Senior: grades 10–12

Occupational: grades 10–12

See page 85 for more information on event categories.

STANDARDS ALIGNMENTS

See STAR Events Resources Page for detailed event alignment information to national educational initiatives and standards.

CAREER CLUSTERS

- Agriculture, Food & Natural Resources
- Architecture & Construction
- Arts, A/V Technology & Communications
- Business Management & Administration
- Education & Training
- Finance
- Government & Public Administration
- Health Science
- Hospitality & Tourism
- Human Services
- Information Technology
- Law, Public Safety, Corrections & Security
- Manufacturing
- Marketing
- Science, Technology, Engineering & Mathematics
- Transportation, Distribution & Logistics

PROCEDURES & TIME REQUIREMENTS

1. Each entry will submit a *file folder* with required documents to the event room consultant at the designated participation time.
2. Room consultants and evaluators will have 5 minutes to preview the *file folder* before the presentation begins.
3. Participant(s) will have 5 minutes to set up for the event. Other persons may not assist.
4. The oral presentation **may be up to** 10 minutes in length. A one-minute warning will be given at 9 minutes. Participants will be stopped at 10 minutes.
5. If audio or audiovisual recordings are used, they are limited to 1 minute playing time during the presentation.
6. Following the presentation, evaluators will have 5 minutes to interview participants.
7. Evaluators will have up to 5 minutes to use the rubric to score and write comments for participants. File folders will be returned to participants at the end of scoring.

ELIGIBILITY & GENERAL INFORMATION

1. Review “Eligibility and General Rules for All Levels of Competition” on page 87 prior to event planning and preparation.
2. A table will be provided. Participant(s) must bring all other necessary supplies and/or equipment. Wall space will not be available.
3. **Access to an electrical outlet will not be provided.** Participant(s) are encouraged to bring fully charged electronic devices such as laptops, tablets, etc., to use for audiovisual presentation, if desired.

GENERAL INFORMATION								
Individual or Team Event	Prepare Ahead of Time	Equipment Provided	Electrical Access	Participant Set Up / Prep Time	Room Consultant & Evaluator Review Time	Maximum Oral Presentation Time	Evaluation Interview Time	Total Event Time
Individual or Team	File Folder, Oral Presentation, Visuals	Table	Not provided	5 minutes	5 minutes prior to presentation	1-minute warning at 9 minutes; stopped at 10 minutes	5 minutes	25 minutes


PRESENTATION ELEMENTS ALLOWED									
Audio	Costumes	Easel(s)	File Folder	Flip Chart(s)	Portfolio	Props/Pointers	Skits	Presentation Equipment	Visuals
■	■	■	■	■		■	■	■	■



ILLUSTRATED TALK Specifications

File Folder

Participant will submit one letter-size *file folder* containing three identical sets, with each set stapled separately, of the items listed below to the event room consultant at the designated participation time. The *file folder* must be labeled (typed or handwritten) in the top left corner with name of event, event category, participant's name(s), state, and FCCLA national region.

<i>Project Identification Page</i>	One 8½" x 11" page on <i>plain paper</i> , with no <i>graphics</i> or decorations; must include participant's name(s), chapter name, school, city, state, event name and title of Illustrated Talk.
FCCLA <i>Planning Process</i> Summary Page	One 8½" x 11" summary page of how each step of the <i>Planning Process</i> was used to plan and present the Illustrated Talk.
Evidence of Online Project Summary Submission 	Complete the online project summary form located on the "Surveys" tab of the FCCLA Portal, and include proof of submission in the <i>file folder</i> .
Documentation of Three Prior Presentations of the Illustrated Talk to Different <i>Audiences</i>	Document no more than three prior Illustrated Talk presentations, including date; location; and proof of prior presentation, such as photos, news clippings, and/or thank-you notes.
<i>Works Cited/Bibliography</i>	Use MLA or APA citation style to cite all references. <i>Resources</i> should be <i>reliable</i> and <i>current</i> .

Oral Presentation

The oral presentation **may be up to** 10 minutes in length and is delivered to evaluators. The presentation should deal with issues related to Family and Consumer Sciences and how these issues can be addressed by FCCLA members. It is not a factual lecture or "how-to" presentation.

Introduction	Use creative methods to capture <i>audience</i> attention.
Relationship to Family and Consumer Sciences and/or Related Careers	Reflect views and knowledge on issues of concern related to areas of Family and Consumer Sciences and/or related careers.
Knowledge of Subject Matter	Present <i>current</i> data and information to support viewpoints and issues of concern.
Methods or Techniques to Address the Issues of Concern	Describe suggested methods or techniques FCCLA members can use to address the issues of concern.
Summary	Summarize major points and/or issues of concern.
Length of Presentation	The presentation should be an appropriate length within the 10-minute timeframe for the information presented.
Organization/Delivery	Deliver oral presentation in an organized, sequential manner as outlined.
Voice	Speak clearly with appropriate pitch, tempo, and volume.
Body Language/ Language/ Clothing Choice	Use appropriate body language including gestures, posture, mannerisms, eye contact, and appropriate handling of <i>visuals</i> and notes or note cards if used. Wear appropriate clothing for the nature of the presentation.
Grammar/Word Usage/ Pronunciation	Use proper grammar, word usage, and pronunciation.
Responses to Evaluators' Questions	Provide clear and concise answers to evaluators' questions regarding subject matter. Questions are asked after the presentation.


(continued next page)

Illustrated Talk Specifications (continued)

Visuals/Props

Visuals/props may include posters, charts, slides, presentation software, puppets, etc. Audio and audiovisual recordings are limited to 1 minute playing time during the presentation.

Effectively Illustrate <i>Content</i>	Support, illustrate, and/or complement <i>content</i> of presentation.
Creativity of <i>Visuals</i>	Use creative methods to illustrate presentation.
Use of <i>Visuals</i>	Presentation aids must be visible to the <i>audience</i> ; neat, legible, and <i>professional</i> ; and use correct grammar and spelling.



STAR Events Point Summary Form

ILLUSTRATED TALK

Name of Participant _____

Chapter _____ State _____ Team # _____ Station # _____ Category _____

DIRECTIONS:


1. Make sure all information at top is correct. If a student named is not participating, cross their name(s) off. If a team does not show, please write "No Show" across the top and return with other forms. Do **NOT** change team or station numbers.
2. Before student presentation, the room consultants must check participants' file folder using the criteria and standards listed below and fill in the boxes.
3. At the conclusion of presentation, verify evaluator scores and fill in information below. Calculate the final score and ask for evaluators' verification. Place this form in front of the completed rubrics and staple all items related to the presentation together.
4. At the end of competition in the room, double check all scores, names, and team numbers to ensure accuracy. Sort results by team order and turn in to the Lead or Assistant Lead Consultant.
5. Please check with the Lead or Assistant Lead Consultant if there are any questions regarding the evaluation process.

ROOM CONSULTANT CHECK			Points
Registration Packet 0 or 3 points	Picked up by adviser or designated adult during scheduled time No 0 Yes 3		
Event Online Orientation Documentation 0 or 2 points	0 Official documentation not provided at presentation time or signed by adviser	2 Official documentation provided at presentation time and signed by adviser	
File Folder 0-4 points	0 No File Folder presented	1-2-3 File Folder presented with incorrect labeling/insufficient materials for evaluators (less than 3 copies of contents) or incomplete content	4 File Folder is presented with correct labeling and sufficient evaluators materials <ul style="list-style-type: none"> Project ID page Planning Process Summary Project Summary Submission Proof Prior Presentation Documentation Works Cited
Punctuality 0-1 point	0 Participant was late for presentation	1 Participant was on time for presentation	
EVALUATORS' SCORES	ROOM CONSULTANT TOTAL (10 points possible)		
Evaluator 1 _____ Initials _____			
Evaluator 2 _____ Initials _____	AVERAGE EVALUATOR SCORE (90 points possible)	
Evaluator 3 _____ Initials _____			
Total Score _____ _____	divided by number of evaluators = AVERAGE EVALUATOR SCORE <i>Rounded only to the nearest hundredth (i.e. 79.99 not 80.00)</i>		
			FINAL SCORE (Average Evaluator Score plus Room Consultant Total)
		

RATING ACHIEVED (circle one) **Gold:** 90-100 **Silver:** 70-89.99 **Bronze:** 1-69.99

VERIFICATION OF FINAL SCORE AND RATING (please initial)

Evaluator 1 _____ Evaluator 2 _____ Evaluator 3 _____ Adult Room Consultant _____ Event Lead Consultant _____



ILLUSTRATED TALK Rubric

Name of Participant _____

Chapter _____ State _____ Team # _____ Station # _____ Category _____

FILE FOLDER							Points
FCCLA Planning Process Summary Page 0-5 points	0 Planning Process summary not provided	1 Inadequate steps in the Planning Process are presented	2 All Planning Process steps are presented but not summarized	3 All Planning Process steps are summarized	4 Evidence that the Planning Process was utilized to plan project	5 The Planning Process is used to plan the project. Each step is fully explained	
Works Cited/Bibliography 0-3 points	0 No resources listed	1 Resources are incomplete, not current, or not reliable for project	2 Reliable resources but incorrect style (<i>see style sheet</i>)	3 Complete list of current and reliable resources, in MLA or APA style (<i>see style sheet</i>)			
ORAL PRESENTATION							Points
Introduction 0-5 points	0 No obvious introduction	1 Introduction not relevant or appropriate for presentation	2 Introduction not effective in capturing attention	3 Somewhat creative/attention getting	4 Creative introductions	5 Introduction captured attention immediately	
Relationship to Family and Consumer Sciences and/or Related Careers 0-10 points	0 No evidence of relationship to FACS and/or related careers	1-2 Minimal evidence of relationship to FACS and/or related careers	3-4 Some knowledge of relationship to FACS and/or related careers	5-6 Knowledge of relationship to FACS and/or related careers, but not shared	7-8 Knowledge of relationship to FACS and/or related careers is evident and shared	9-10 Knowledge of relationship to FACS and/or related careers is evident and explained well	
Knowledge of Subject Matter 0-10 points	0 Little or no evidence of knowledge	1-2 Minimal evidence of knowledge	3-4 Some evidence of knowledge	5-6 Knowledge of subject matter is evident but not effectively used in presentation	7-8 Knowledge of subject matter is evident and shared at times in the presentation	9-10 Knowledge of subject matter is evident and incorporated throughout the presentation	
Methods or Techniques to Address the Issues of Concern 0-10 points	0 Did not mention any methods of techniques	1-2 Methods and techniques were given, but not explained	3-4 Methods and techniques were given, but not clearly explained	5-6 Issues were examined with some methods and techniques to solve concerns	7-8 Methods and techniques were given and thoroughly explained in which one imagines consequences, conceptualizes alternatives, and empathizes	9-10 Multiple strategies are examined. Critical thinking is used to focus on deciding what to believe or do	
Summary 0-5 points	0 Not provided	1-2 Poor summary with weak conclusion	3-4 Provided a summary but concluding statement could be stronger	5 Excellent summary with strong concluding statement			
Length of Presentation 0-3 points	0 Did not speak	1 Spoke very briefly or was stopped	2 Spoke an appropriate length but could have expanded more on presentation	3 The presentation was within 10 minutes and all information was covered for an appropriate length of time			
Organization/Delivery 0-10 points	0 Presentation is not done or presented briefly and does not cover components of the project	1-2 Presentation covers some topic elements	3-4 Presentation covers all topic elements but with minimal information	5-6 Presentation gives complete information but does not explain the project well	7-8 Presentation covers information completely but does not flow well	9-10 Presentation covers all relevant information with a seamless and logical delivery	
Voice – pitch, tempo, volume 0-3 points	0 Voice qualities not used effectively	1 Voice quality is adequate	2 Voice quality is good, but could improve	3 Voice quality is outstanding and pleasing			

Illustrated Talk Rubric (continued)

							Points
Body Language/ Clothing Choice 0-3 points	0 Uses inappropriate gestures, posture or mannerisms, avoids eye contact/inappropriate clothing	1 Gestures, posture, mannerisms and eye contact is inconsistent/clothing is appropriate	2 Gestures, posture, mannerisms, eye contact, and clothing are appropriate	3 Gestures, posture, mannerisms, eye contact, and clothing enhance presentation			
Grammar/Word Usage/ Pronunciation 0-3 points	0 Extensive (more than 5) grammatical and pronunciation errors	1 Some (3-5) grammatical and pronunciation errors	2 Few (1-2) grammatical and pronunciation errors	3 Presentation has no grammatical or pronunciation errors			
Responses to Evaluators' Questions 0-5 points	0 Did not answer evaluators' questions	1 Unable to answer some questions	2 Responded to all questions but without ease or accuracy	3 Responded adequately to all questions	4 Gave appropriate responses to evaluators' questions	5 Responses to questions were appropriate and given without hesitation	
VISUALS/PROPS							
Effectively Illustrate Content 0-5 points	0 Visuals not provided	1-2 Visuals are weak in supporting the presentation	3-4 Visuals support the presentation but do not complement the content	5 Visuals support and complement the presentation			
Creativity of Visuals to Enhance Presentation 0-5 points	0 Visuals not used during presentation	1-2 Visuals not original, lacking appeal or creativity	3-4 Somewhat creative, original and appealing	5 Highly original, very appealing, and creative			
Use of Visuals during Presentation 0-5 points	0 Visuals not used during presentation	1 Visuals used to limit amount of speaking time	2 Visuals used minimally during presentation	3 Visuals incorporated throughout presentation	4 Visuals used effectively throughout presentation	5 Presentation moves seamlessly between oral presentation and visuals	

Evaluator's Comments:

TOTAL
(90 points possible)

Evaluator # _____
Evaluation Initial _____
Room Consultant Initial _____