



Hospitality, Tourism, and Recreation

Hospitality, Tourism, and Recreation, an *individual or team event*, recognizes participants who demonstrate their knowledge of the hospitality, tourism, and recreation industries and ability to translate their knowledge into a hypothetical or real business. Project must relate to culinary, lodging, recreation, tourism, or event coordination. Participant(s) will research existing businesses which are similar to their project, develop basic business plan and client services information, and create a website that highlights the business. Participant(s) will demonstrate their customer service knowledge and ability to problem solve through an onsite case study. Participant(s) must prepare a **portfolio**, an **oral presentation**, and complete a **case study**.

EVENT CATEGORIES

Senior: grades 10–12

Occupational: grades 10–12

See page 85 for more information on event categories.

STANDARDS ALIGNMENTS

See STAR Events Resources Page for detailed event alignment information to national educational initiatives and standards.

CAREER CLUSTERS

- Business Management & Administration
- Hospitality & Tourism

PROCEDURES & TIME REQUIREMENTS

1. Each entry will submit a *portfolio* to the event room consultant at the designated participation time.
2. Participant(s) will have 10 minutes to set up for the event. Other persons may not assist.
3. Room consultants and evaluators will have 10 minutes to preview the *portfolio* before the presentation begins, during participant set up time.
4. Participants will be given 10 minutes to complete the case study in a separate case study room. Participants will turn the completed case study form in to evaluators prior to the oral presentation.
5. The oral presentation **may be up to** 10 minutes in length. A one-minute warning will be given at 9 minutes. The participants will be stopped at 10 minutes.
6. If audio or audiovisual recordings are used, they are limited to 3 minutes playing time during the presentation. *Presentation equipment*, with no audio, may be used during the entire presentation.
7. Following the presentation, evaluators will have 5 minutes to interview the participant(s).
8. Evaluators will have up to 5 minutes to use the rubric to score and write comments for participants.

(continued next page)

GENERAL INFORMATION								
Individual or Team Event	Prepare Ahead of Time	Equipment Provided	Electrical Access	Participant Set Up / Prep Time	Room Consultant & Evaluator Review Time	Maximum Oral Presentation Time	Evaluation Interview Time	Total Event Time
Individual or Team	Portfolio, Oral Presentation	Table	Not provided	10 minutes/ 10 minutes case study	10 minutes prior to presentation	1-minute warning at 9 minutes; stopped at 10 minutes	5 minutes	40 minutes

PRESENTATION ELEMENTS ALLOWED									
Audio	Costumes	Easel(s)	File Folder	Flip Chart(s)	Portfolio	Props/Pointers	Skits	Presentation Equipment	Visuals
■		■		■	■	■		■	■

ELIGIBILITY & GENERAL INFORMATION

1. Review “Eligibility and General Rules for All Levels of Competition” on page 87 prior to event planning and preparation.
2. Participants must be or have been enrolled in a Family and Consumer Sciences course or foundational courses preparing them for hospitality, culinary, tourism, or recreational management careers.
3. A table will be provided. Participant(s) must bring all other necessary supplies and/or equipment. Wall space may not be available.
4. Access to an electrical outlet will not be provided. Participants are encouraged to bring fully charged devices such as laptops, tablets, etc., to use for audiovisual or *electronic portfolio* presentation.




HOSPITALITY, TOURISM, AND RECREATION Specifications

Hardcopy Portfolio

The *portfolio* is a collection of materials used to document and illustrate the work of the project. Materials must be contained in the official FCCLA STAR Events binder obtained from the FCCLA national emblematic supplier. A decorative and/or informative cover may be included. All materials, including the *content divider pages* and tabs, must fit within the cover, be one-sided, and may not exceed 47 pages, as described below. Once a *hardcopy portfolio* is turned in to the evaluators, participants may not switch to an *electronic portfolio*.

Electronic Portfolio

An *electronic portfolio* may be either in PowerPoint, Prezi, or other electronic format that can be viewed by the evaluators and room consultants prior to the oral presentation. The *electronic portfolio* and the hardware (method to view it (i.e., *equipment, files, projectors, screens, laptops*)) will be turned in to the room consultant at the designated participation time. Participants assume the responsibility of providing the *technology* used to show the evaluators the project. Once an *electronic portfolio* is turned in to the evaluators, participants may not switch to a *hardcopy portfolio*. *Portfolio* may not exceed 58 slides, as described below.

1-8 ½" x 11" page or 1 slide	<i>Project Identification Page</i>	<i>Plain paper</i> or slide, with no <i>graphics</i> or decorations; must include participant's name(s), chapter name, school, city, state, event name, and project title.
1-8 ½" x 11" page or 1 slide	Table of Contents	List the parts of the <i>portfolio</i> in the order in which the parts appear.
1-8 ½" x 11" page or 2 slides	FCCLA <i>Planning Process</i> Summary Page	Summarize how each step of the <i>Planning Process</i> was used to plan and implement the project; use of the <i>Planning Process</i> may also be described in the oral presentation.
1 	Evidence of Online Project Summary Submission	Complete the online project summary form located on the "Surveys" tab of the FCCLA Portal, and include proof of submission in the <i>portfolio</i> .
0–8	<i>Content Divider Pages</i> or Sections	Use 0 to 8 <i>content divider/section</i> pages or slides. <i>Content divider/section</i> pages may be tabbed, may contain a title, a section name, <i>graphic</i> elements, thematic decorations, and/or page numbers. They must not include any other <i>content</i> .
Up to 35 8 ½" x 11" pages or 45 slides	Project Focus Area	Indicate the area of the project's focus. The project may create a new Hospitality, Tourism, and Recreation focused business or it may rejuvenate an existing one. The project must be relatively local to the participant(s). The project focus area must be one of the following: <ul style="list-style-type: none"> • Culinary—Restaurant or Catering • Lodging—Hotel or Resort • Recreation—Amusement or Leisure Services and Facilities • Tourism—City, County, Regional, or State Tourism Organization • Event Coordination—Organization Providing Corporate Meeting Planning, Conference Services, or Special Events Management
	Focus Area Career Summary	Summarize up-to-date information about the selected hospitality focus area, including career specialties in that area, descriptions of entry-level and upper-level jobs, qualifications, skills required and preferred by employers, job outlook, and salary ranges.
	Background Research	Research three examples of high quality hospitality businesses similar to that of the project's focus. Researched businesses do not have to be local to the participant. Provide an overview of each business and determine at least five positive practices and five negative practices regarding the way each business meets or does not meet the needs and desires of its clients.
	Business Mission Statement	Develop a mission statement for the project's business.

(continued next page)

Hospitality, Tourism, and Recreation Specifications (continued)

Up to 35 pages or 45 slides (continued)	Target Client Profile	Determine the market(s) the business will aim to reach and list target client demographics. Include the reasons potential clients would be interested in the services provided by the business.
	Business Website	<p>Provide a comprehensive overview of the business. Participants should demonstrate their knowledge and work in, at least, the topics described below for their respective focus:</p> <p>Culinary:</p> <ul style="list-style-type: none"> • type(s) of cuisine • menu(s) • type(s) of service (buffet, plated, stations, carry-out, delivery, etc.) • pre-meal planning (restaurants-reservations, seating, catering- pre-event client meetings, tastings, etc.) • cost • directions • contact information <p>Lodging:</p> <ul style="list-style-type: none"> • type of atmosphere • type(s) of guest rooms • guest amenities and services • onsite and/or area dining and attractions • meeting/event space • cost • directions • contact information <p>Recreation:</p> <ul style="list-style-type: none"> • type of activity(s) • related services and amenities • required or optional training (e.g. skydiving, golf, etc.) • safety requirements • cost • directions • contact information <p>Tourism:</p> <ul style="list-style-type: none"> • area attractions, dining, shopping, and lodging • transportation information • tourist tips • visitor’s guide • upcoming events • vacation packages and/or sample itineraries • cost • contact information <p>Event Coordination:</p> <ul style="list-style-type: none"> • type(s) of events/meetings • services provided • preferred suppliers • client meetings • risk management • cost • contact information <p>To deliver <i>content</i>, create a website for the business using a free website builder (see <i>Resources</i> below). The website should easily allow potential and/or committed clients to fully understand and/or utilize the services and amenities provided. Include screen shots of the website in the <i>portfolio</i>. If an internet connection is available, participants may use their actual website rather than their <i>portfolio</i> during the oral presentation. The website should be user-friendly.</p>

(continued next page)

Hospitality, Tourism, and Recreation Specifications (continued)

Up to 35 pages or 45 slides (continued)	Customer Service Strategy	Develop a method for receiving client praise and customer complaints. Describe the process for disseminating praise to staff and utilizing testimonials. Describe the process for handling customer complaints and preventing problems in the future.
	Works Cited/Bibliography	Use MLA or APA citation style to cite all references. <i>Resources</i> should be <i>reliable</i> and <i>current</i> .
	Appearance	<i>Portfolio</i> must be neat, legible, and <i>professional</i> and use correct grammar and spelling.

Oral Presentation

The oral presentation **may be up to** 10 minutes in length and is delivered to evaluators. The presentation should explain the specifics of the project. The presentation may not be prerecorded. If audio or *audiovisual equipment* is used, it is limited to a 3 minute playing time during the presentation. *Presentation equipment*, with no audio, may be used throughout the oral presentation. Participants may use any combination of *props*, materials, supplies, and/or equipment to demonstrate how to carry out the project.

Organization/Delivery	Deliver oral presentation in an organized, sequential manner; concisely and thoroughly summarize project.
Knowledge of Hospitality, Tourism, and Recreation	Demonstrate thorough knowledge of the hospitality, tourism, and recreational field and ability to apply knowledge to real-life situations, and its application to Family and Consumer Sciences-related concerns.
Use of <i>Portfolio</i> and <i>Visual</i> During Presentation	Use the <i>portfolio</i> and <i>visuals</i> to support, illustrate, or complement presentation.
Voice	Speak clearly with appropriate pitch, tempo, and volume.
Body Language/ Clothing Choice	Use appropriate body language including gestures, posture, mannerisms, eye contact, and appropriate handling of notes or note cards if used. Wear appropriate clothing for the nature of the presentation.
Grammar/Word Usage/ Pronunciation	Use proper grammar, word usage, and pronunciation.
Responses to Evaluators' Questions	Provide clear and concise answers to evaluators' questions regarding project. Questions are asked after the presentation.

Case Study


Participant(s) will be given 10 minutes during competition to complete a written case study to evaluate their ability to respond to customer service/customer relations challenges. The case study will be a common issue directly related to the project focus area selected by the participant(s). Each *individual* or *team* will complete one Hospitality, Tourism, and Recreation Case Study Form which will be turned in to the evaluators prior to the oral presentation. Work will take place within the case study room with no spectators. No pre-written material is allowed. Participant(s) will be provided blank Case Study Forms that should be used to respond and relay the developed solution(s).

Knowledge of Subject	Show evidence of knowledge of subject.
Appropriate Solution(s)	Present solution(s) which are feasible and suitable for the situation.

Resources

Participant(s) should use one of the following or a similar service of their choice to design the business/*campaign* website:

- www.google.com/sites
- www.wix.com
- www.weebly.com



STAR Events Point Summary Form HOSPITALITY, TOURISM, AND RECREATION

Name of Participant _____

Chapter _____ State _____ Team # _____ Station # _____ Category _____

DIRECTIONS:

1. Make sure all information at top is correct. If a student named is not participating, cross their name(s) off. If a team does not show, please write "No Show" across the top and return with other forms. Do **NOT** change team or station numbers.
2. Before student presentation, the room consultants must check participants' portfolio using the criteria and standards listed below and fill in the boxes.
3. At the conclusion of presentation, verify evaluator scores and fill in information below. Calculate the final score and ask for evaluators' verification. Place this form in front of the completed rubrics and staple all items related to the presentation together.
4. At the end of competition in the room, double check all scores, names, and team numbers to ensure accuracy. Sort results by team order and turn in to the Lead or Assistant Lead Consultant.
5. Please check with the Lead or Assistant Lead Consultant if there are any questions regarding the evaluation process.

ROOM CONSULTANT CHECK				Points
Registration Packet 0 or 3 points	Picked up by adviser or designated adult during scheduled time No 0 Yes 3			
Event Online Orientation Documentation 0 or 2 points	0	Official documentation not provided at presentation time or signed by adviser	2	Official documentation provided at presentation time and signed by adviser
Hardcopy Portfolio 0-1 point or Electronic Portfolio 0-1 point	0	Binder is not the official FCCLA binder	1	Binder is the official FCCLA binder
Portfolio Pages 0-3 points	0	Portfolio exceeds the page limit	1 2 3	2 or more errors 1 error no errors Portfolio contains no more than 47 single-sided pages or 58 slides completed correctly, including: <ul style="list-style-type: none"> 1 project ID page or slide 1 table of contents page or slide 1 Planning Process summary page or 2 slides Project Summary Submission Proof Up to 8 content divider pages or slides Up to 35 content pages or 45 content slides
Punctuality 0-1 point	0	Participant was late for presentation	1	Participant was on time for presentation

EVALUATORS' SCORES

Evaluator 1 _____ Initials _____
 Evaluator 2 _____ Initials _____
 Evaluator 3 _____ Initials _____
 Total Score _____

 divided by number of evaluators
 = **AVERAGE EVALUATOR SCORE**
Rounded only to the nearest hundredth (i.e. 79.99 not 80.00)

ROOM CONSULTANT TOTAL

(10 points possible)

AVERAGE EVALUATOR SCORE

(90 points possible) - - . - -


FINAL SCORE

(Average Evaluator Score plus Room Consultant Total)
 - - . - -

RATING ACHIEVED (circle one) **Gold:** 90-100 **Silver:** 70-89.99 **Bronze:** 1-69.99

VERIFICATION OF FINAL SCORE AND RATING (please initial)

Evaluator 1 _____ Evaluator 2 _____ Evaluator 3 _____ Adult Room Consultant _____ Event Lead Consultant _____



HOSPITALITY, TOURISM, AND RECREATION

Rubric

Name of Participant _____

Chapter _____ State _____ Team # _____ Station # _____ Category _____

PORTFOLIO							Points	
FCCLA Planning Process Summary Page 0-5 points	0 Planning Process summary not provided	1 Inadequate steps in the Planning Process are presented	2 All Planning Process steps are presented but not summarized	3 All Planning Process steps are summarized	4 Evidence that the Planning Process was utilized to plan project	5 The Planning Process is used to plan the project. Each step is fully explained		
Project Focus Area 0-1 point	0 No focus area identified			1 Focus area identified				
Focus Area Career Summary <i>(Careers, descriptions of entry-level and upper level jobs, qualifications, skills required and preferred job outlook, salary ranges)</i> 0-3 points	0 Career summary was not included	1 Summary was missing two or more components, and showed minimal knowledge and understanding of jobs in the focus area	2 Summary was missing one component, though showing knowledge and understanding of jobs in the focus area	3 Summary was complete, showing substantial knowledge and understanding of jobs in the focus area				
Background Research 0-5 points	0 No background research provided	1 Little research done using poor sources, and missing 1-2 businesses	2 Research is from appropriate sources, but missing one business	3 Research is from appropriate sources, covers three businesses, but missing some of the required positive and negative practices for each	4 Research is from appropriate sources, covers three businesses, and fully provides overview and five positive and five negative practices for each	5 Research is from appropriate sources, fully provides overview and five positive and five negative practices for each. Information is effectively communicated in an organized manner		
Business Mission Statement 0-2 points	0 No business/campaign mission provided		1 Business/campaign mission is provided but poorly written or fails to convey message of what the business represents		2 Business/campaign mission is concise, well thought out, and conveys message of what the business represents			
Target Client Profile 0-2 points	0 No target client profile provided		1 Target client profile is incomplete or inaccurate		2 Target client profile accurately communicates audience and provides sensible reasons for their interest in the services/business			
Business Website: Comprehensive Overview 0-3 points	0 Website does not provide general information about business/campaign		1 Website partially communicates the purpose and general information about the business/campaign in an effective manner		2 Website fully communicates the purpose and general information about the business/campaign in an adequate manner		3 Website fully communicates the purpose and comprehensive overview of the business/campaign in an effective manner	
Business Website: Client Services and Knowledge of Respective Area 0-10 points	0 Website does not provide information about client services	1-2 Website is missing 5 or more of the client services or topics required for focus area	3-4 Website is missing 3-4 of the client services or topics required for focus area	5-6 Website is missing 1-2 of the client services or topics required for focus area	7-8 Website includes all topics required for the focus area, client services are well developed, thorough, and effectively communicated to potential clients	9-10 Website includes all topics required for the focus area, client services are well developed, thorough, and effectively communicated to potential clients. Demonstrates hospitality, tourism and recreational knowledge		
Business Website: Ease of Use 0-2 points	0 Website is not provided		1 Website is confusing and difficult to navigate		2 Website effectively communicates information and is easy to navigate			
Business Website: Appearance and Design 0-2 points	0 Website is visually appealing		1 Website is visually appealing, but for the wrong market		2 Website is visually appealing for the target clientele			

Hospitality, Tourism, and Recreation Rubric (continued)

Points

Customer Service Strategy 0-5 points	0 No customer service strategy provided	1 Customer service strategy provided though poorly thought out	2 Developed a customer service strategy for receiving positive feedback and client complaints	3 Developed a customer service strategy for receiving positive feedback, criticism, and client complaints. Provides a process for staff recognition, though no plan for preventing future problems	4 Developed a customer service strategy for receiving positive feedback, criticism, and client complaints. Provides a process for staff recognition and prevention plan for future problems	5 Developed a customer service strategy for receiving positive feedback, criticism and client complaints. Provides a comprehensive process for staff recognition, utilization of testimonials, and prevention plan for future problems	
Works Cited/Bibliography 0-3 points	0 No resources listed	1 Resources are incomplete, not current, or not reliable for project	2 Reliable resources but incorrect style (<i>see style sheet</i>)	3 Complete list of current and reliable resources, in MLA or APA style (<i>see style sheet</i>)			
Appearance 0-3 points	0 Portfolio is illegible and unorganized	1 Portfolio is neat, but may contain grammatical or spelling errors and is organized poorly	2 Portfolio is neat, legible, and professional, with correct grammar and spelling	3 Neat, legible, professional, correct grammar and spelling used with effective organization of information			

ORAL PRESENTATION

Organization/Delivery 0 – 10 points	0 Presentation is not done or presented briefly and does not cover components of the project	1-2 Presentation covers some topic elements	3-4 Presentation covers all topic elements but with minimal information	5-6 Presentation gives complete information but does not explain the project well	7-8 Presentation covers information completely but does not flow well	9-10 Presentation covers all relevant information with a seamless and logical delivery	
Knowledge of Subject Matter 0-5 points	0 Little or no evidence of knowledge	1 Minimal evidence of knowledge	2 Some evidence of knowledge	3 Knowledge of subject matter is evident but not effectively used in presentation	4 Knowledge of subject matter is evident and shared at times in the presentation	5 Knowledge of subject matter is evident and incorporated throughout the presentation	
Use of Portfolio and Visuals during Presentation 0-5 points	0 Portfolio and visuals not used during presentation	1 Portfolio and visuals used to limit amount of speaking time	2 Portfolio and visuals used minimally during presentation	3 Portfolio and visuals incorporated throughout presentation	4 Portfolio and visuals used effectively throughout presentation	5 Presentation moves seamlessly between oral presentation, portfolio and visuals	
Voice – pitch, tempo, volume 0-3 points	0 Voice qualities not used effectively	1 Voice quality is adequate	2 Voice quality is good, but could improve	3 Voice quality is outstanding and pleasing			
Body Language/Clothing Choice 0-3 points	0 Uses inappropriate gestures, posture or mannerisms, avoids eye contact/inappropriate clothing	1 Gestures, posture, mannerisms and eye contact is inconsistent/clothing is appropriate	2 Gestures, posture, mannerisms, eye contact, and clothing are appropriate	3 Gestures, posture, mannerisms, eye contact, and clothing enhance presentation			
Grammar/Word Usage/Pronunciation 0-3 points	0 Extensive (more than 5) grammatical/pronunciation errors	1 Some (3-5) grammatical and pronunciation errors	2 Few (1-2) grammatical and pronunciation errors	3 Presentation has no grammatical or pronunciation errors			
Responses to Evaluators' Questions 0-5 points	0 Did not answer evaluators' questions	1 Unable to answer some questions	2 Responded to all questions but without ease or accuracy	3 Responded adequately to all questions	4 Gave appropriate responses to evaluators' questions	5 Responses to questions were appropriate and given without hesitation	

CASE STUDY

Knowledge of Subject 0-5 points	0 No case study provided	1 Case study is incomplete	2 Case study response did not show evidence of current data and knowledge	3 Case study response included a limited amount of current data and knowledge	4 Case study response included an adequate amount of current data and knowledge	5 Case study response included an extensive amount of current data and knowledge	
Appropriate Solutions 0- 5points	0 No case study provided	1 Case study is incomplete	2 Solution was not feasible or appropriate for the situation	3 Solution was adequate for the situation	4 Solution was partially feasible though appropriate for the situation	5 Solution was feasible and appropriate for the situation, with each step of action apparent and well communicated	

Evaluator's Comments:

Evaluator # _____


Evaluator Initial _____

Room Consultant Initial _____

TOTAL

(90 points possible)

--



HOSPITALITY, TOURISM AND RECREATION Case Study Form

Name of Participant(s) _____

Chapter _____ State _____ Category _____

DIRECTIONS:

Participants will be given 10 minutes to complete the case study evaluating their ability to respond to customer service/customer relations challenges. Participants will turn in this completed form to evaluators prior to the oral presentation.

Category (choose one): Senior Occupational

Project Focus (choose one): Culinary Lodging Recreation
 Tourism Event Coordination

Using the case study provided for the project focus selected above, what steps would you take in response?