



Chapter Service Project Portfolio

Chapter Service Project Portfolio, a *team event*, recognizes chapters that develop and implement an *in-depth service project* that makes a worthwhile contribution to *families, schools, and communities*. Students must use Family and Consumer Sciences *content* and skills to address and take action on a *community need*. Participants must prepare a **portfolio** and an **oral presentation**.

EVENT CATEGORIES

Junior: through grade 9

Senior: grades 10–12

Occupational: grades 10–12

See page 85 for more information on event categories.

STANDARDS ALIGNMENTS

See STAR Events Resources Page for detailed event alignment information to national educational initiatives and standards.

CAREER CLUSTERS

- Government & Public Administration
- Health Science
- Hospitality & Tourism
- Human Services

PROCEDURES & TIME REQUIREMENTS

1. Each entry will submit a *portfolio* (hard copy or electronic) to the event room consultant at the designated participation time.

2. Room consultants and evaluators will have 5 minutes to preview the *portfolio* before the presentation begins.
3. The oral presentation **may be up to** 10 minutes in length. A one minute warning will be given at 9 minutes. Participants will be stopped at 10 minutes.
4. Following the presentation, evaluators will have 5 minutes to interview participants.
5. Evaluators will have up to 5 minutes to use the rubric to score and write comments for participants.


ELIGIBILITY & GENERAL INFORMATION

1. Review “Eligibility and General Rules for All Levels of Competition” on page 87 prior to event planning and preparation.
2. A table will be provided. Participants must bring all necessary supplies and/or equipment. Wall space will not be available.
3. **Access to an electrical outlet will not be provided.** Participants are encouraged to bring fully charged devices such as laptops, tablets, etc., to use for *electronic portfolio* presentation.

GENERAL INFORMATION								
Individual or Team Event	Prepare Ahead of Time	Equipment Provided	Electrical Access	Participant Set Up / Prep Time	Room Consultant & Evaluator Review Time	Maximum Oral Presentation Time	Evaluation Interview Time	Total Event Time
Team	Portfolio, Oral Presentation	Table	Not provided		5 minutes prior to presentation	1-minute warning at 9 minutes; stopped at 10 minutes	5 minutes	25 minutes

PRESENTATION ELEMENTS ALLOWED									
Audio	Costumes	Easel(s)	File Folder	Flip Chart(s)	Portfolio	Props/Pointers	Skits	Presentation Equipment	Visuals
	■	■			■		■	*	

* Presentation Equipment is allowed only for presentation of electronic portfolio.



CHAPTER SERVICE PROJECT PORTFOLIO


Specifications

Hardcopy Portfolio

The *portfolio* is a collection of materials used to document and illustrate the work of the project. Materials must be contained in the official STAR Events binder obtained from the FCCLA national emblematic supplier. A decorative and/or informative cover may be included. All materials, including the *content divider pages* and tabs, must fit within the cover, be one-sided, and may not exceed 19 pages, as described below. Once a *hardcopy portfolio* has been turned in to evaluators, participants may not switch to an *electronic portfolio*.

Electronic Portfolio

An *electronic portfolio* may be either in PowerPoint, Prezi, or other electronic format that can be viewed by the evaluators and room consultants prior to the oral presentation. The *electronic portfolio* and the hardware (method) to view it (i.e., equipment, files, projectors, screens, laptops) will be turned in to the room consultant at the designated participation time. Participants assume the responsibility of providing the technology used to show the evaluators the project. Once an *electronic portfolio* is turned in to the evaluators, participants may not switch to a *hardcopy portfolio*. *Portfolio* may not exceed 30 slides, as described below.

1-8 ½" x 11" page or 1 slide	<i>Project Identification Page</i>	<i>Plain paper</i> or slide, with no <i>graphics</i> or decorations; must include participant's name(s), chapter name, school, city, state, event name, and project title.
1-8 ½" x 11" page or 1 slide	Table of Contents	List the parts of the <i>portfolio</i> in the order in which the parts appear.
1-8 ½" x 11" page or 2 slides	FCCLA <i>Planning Process</i> Summary Page	Summarize how each step of the <i>Planning Process</i> was used to plan and implement the project; use of the <i>Planning Process</i> may also be described in the oral presentation.
1 	Evidence of Online Project Summary Submission	Complete the online project summary form located on the "Surveys" tab of the FCCLA Portal, and include proof of submission in the <i>portfolio</i> .
0-5	<i>Content Divider Pages</i> or Sections	Use 0 to 5 <i>content divider/section</i> pages or slides. <i>Content divider/section</i> pages may be tabbed, may contain a title, a section name, <i>graphic</i> elements, thematic decorations, and/or page numbers. They must not include any other <i>content</i> .
	<i>Portfolio Appearance</i>	<i>Portfolio</i> should be neat, legible.
Up to 10 8 ½" x 11" pages or 20 slides	Identify Concerns: Address Special Needs	Project addresses an urgent and significant need in the school, <i>community</i> , and world. Research methods such as surveys, interviews, reports, readings, observations were used for gathering data. Technology may have been used to gather data.
	Identify Concerns: Target <i>Audience</i>	Research and consideration was given to develop an appropriate project for a specific <i>audience</i> .
	Set a Goal: Goals/Mission	Project's goals and mission are clear and stated based on needs and research.
	Set a Goal: Reflects FCCLA Purposes	Project is related to at least one of the organization's eight purposes, and may also relate to the mission of FCCLA or the organization's strategic plan.
	Set a Goal: Relates to Family and Consumer Sciences	Project relates to family and consumer sciences <i>content</i> , standards and the knowledge and skills of members learned in family and consumer sciences areas is utilized.
	Form a Plan: Scope	Include evidence that the scope of the project is rigorous and thorough.
	Form a Plan: Project Organization	Project was planned with alternative actions, consequences of various actions and barriers or challenges addressed.
	Form a Plan: Partners	Include partnerships and cooperative actions taken.

(continued next page)


Chapter Service Project Portfolio Specifications (continued)

Up to 10 8 ½" x 11" pages or 20 slides	Form a Plan: Work Plan	Work plans for members and volunteers are detailed and specific.
	Form a Plan: Timeline	Project was planned for the time involved in implementing the project.
	Form a Plan: Activities, Tasks and Roles	Activities were planned for various roles, tasks of the members and volunteers.
	Form a Plan: Budget	Project budget was developed to reflect the project goals and is detailed and thorough.
	Form a Plan: Increase Awareness/Public Relations	Project plans include media outreach, involvement of elected officials, and positive messages about FCCLA and Family and Consumer Sciences.
	Act: Project Impact	Include evidence that the intended impact of the project was reached or reasons why it was not.
	Act: Youth Involved and Volunteer Recruitment	Project is youth-led and involves volunteers. Nontraditional volunteers (culturally inclusive, special needs, older people, etc.) are sought for their involvement.
	Act: Uniqueness	Project should be uniquely designed by youth to meet the needs and <i>audience</i> intended. Project that is an annual project, a previous project or not unique will not receive as many points on the rubric.
	Follow Up: Evaluation and Follow up	Utilize methods for evaluation such as pre- and post-surveys, interviews, reports, observations, and formal evaluations.

Oral Presentation

The oral presentation **may be up to** 10 minutes in length and is delivered to the evaluators. The presentation should explain the specifics of the project and its outcomes. Participants may not carry in additional *visuals* or *props* for the oral presentation.

Organization/Delivery	Deliver oral presentation in an organized, sequential manner; concisely and thoroughly summarize program of work.
Use of <i>Portfolio</i> During Presentation	Use the <i>portfolio</i> to describe all phases of the project.
Voice	Speak clearly with appropriate pitch, tempo, and volume.
Body Language/Clothing Choice	Use appropriate body language including posture, mannerisms, eye contact, and appropriate handling of <i>portfolio</i> and notes, or note cards if used. Wear appropriate clothing for the nature of the presentation.
Grammar/Word Usage/ Pronunciation	Use proper grammar, word usage, and pronunciation.
Responses to Evaluators' Questions	Provide clear and concise answers to evaluators' questions regarding project. Adjust communication to the evaluators' questions. All team members involved in responding to questions.



CHAPTER SERVICE PROJECT PORTFOLIO Rubric

Name of Participant _____

Chapter _____ State _____ Team # _____ Station # _____ Category _____

PORTFOLIO							Points
FCCLA Planning Process Summary Page 0-5 points	0 Planning Process summary not provided	1 Inadequate steps in the Planning Process are presented	2 All Planning Process steps are presented but not summarized	3 All Planning Process steps are summarized	4 Evidence that the Planning Process was utilized to plan project	5 The Planning Process is used to plan the project. Each step is fully explained	
Portfolio Appearance 0-5 points	0 Not used during presentation	1 Many errors and is not aesthetically pleasing	2 Has minimal appeal	3 Needs some improvement in content and design	4 Good word, color and design choice	5 Creative, appropriate and of high quality	
Addressed a Specific Need Identify Concerns 0-4 points	0 No evidence shown	1 Limited needs identified	2 Project needs are addressed but somewhat unclear or vague	3 Project addresses a need for family, school, community or Family and Consumer Sciences	4 Research methods were used to identify an urgent and significant need for school, community, global or for Family and Consumer Sciences, gather data and are described in detail		
Target Audience Identify Concerns 0-3 points	0 No mention of the intended audience	1 Little consideration for intended audience	2 It is evident that the project was designed for the intended audience		3 Project is appropriate for the specific attributes of the intended audience		
Goals/Mission Set a Goal 0-3 points	0 Goals are missing	1 Goals are limited in scope	2 Goals and mission are explained		3 Goals/mission relate to needs and rationale for the project is evident		
Reflects FCCLA Purposes Set a Goal 0-2 points	0 Did not refer to a purpose	1 FCCLA Purposes are briefly mentioned		2 The link to FCCLA Purposes is explained in detail			
Family and Consumer Sciences Content and Skills Set a Goal 0-3 points	0 FACS not mentioned	1 Relationship of project to Family and Consumer Sciences is not mentioned or vague	2 The project relates to Family and Consumer Sciences knowledge and skills		3 Project is related to the national FACS standards. Participant members use many different FACS skills in plans and action		
Project Scope Form a Plan 0-3 points	0 No evidence	1 Project is limited in scope	2 Project may be similar to other efforts or an annual event. Challenges and barriers are evaluated		3 Project involved multiple partners, planning meetings, task descriptions and efforts, has a wide scope, uses technology, and is unique. Barriers are considered and resolved		
Project's Organization Form a Plan 0-4 points	0 Little organization is evident	1 Organization is difficult to follow, not concise, not thorough	2 The plan is thorough, but could be organized more efficiently to make communication with volunteers effective	3 The plan is thorough and is organized in sequence		4 The project members identified standards, examined alternative actions, considered consequences of various alternative, and selected acceptable alternatives	
Cooperative Efforts/Partners Form a Plan 0-3 points	0 No evidence shown	1 Cooperative effort is limited	2 Partners are limited in scope		3 Extensive effort to involve partners. Participant(s) were creative and thoughtful in recruiting cooperative partners		
Work Plan Form a Plan 0-3 points	0 No work plan	1 The project work plan of assigned tasks has limited details	2 Work plan has some details and evidence of planning		3 Work plan is explained in detail and is extensive		
Timeline Form a Plan 0-3 points	0 No timeline	1 A limited timeline is explained	2 Timeline explained with some detail. A work plan of assigned tasks has limited details		3 Timeline has many steps and processes, tasks are explained		
Activities/Tasks and Roles Form a Plan 0-3 points	0 None indicated	1 Project's activities are limited and involve limited members	2 Project involves most members and plan includes detailed activities/roles/tasks		3 Project extends beyond the membership to include community, school or additional volunteers		

Chapter Service Project Portfolio Rubric (continued)

					Points
Budget <i>Form a Plan</i> 0-3 points	0 No budget provided	1 Budget is evident	2 Budget reflects the project's goals	3 Budget is detailed and thoughtful with additional resources were sought and described. Many partners are evident to assist with the resources of the project	
Increase Awareness Public Relations <i>Form a Plan</i> 0-3 points	0 No activities shown	1 Efforts are evident the project increases awareness of FCCLA and Family and Consumer Sciences	2 Multiple strategies for media, outreach and publicity are evident	3 Project positively increased awareness of FCCLA and FACS with many of these audiences: peers, community, public, elected officials, school administrators, and school board	
Project Impact <i>Act</i> 0-3 points	0 Impact missing	1 Impact on community or chapter members is explained in a limited way	2 Impact of project is shown and evident in a variety of methods and data, statistics, surveys and information	3 Impact is significant with data, statistics, surveys and information	
Youth Involved and Volunteer Recruitment <i>Act</i> 0-2 points	0 Project is not youth led. Volunteers were not recruited	1 Project is youth-led and members volunteered	2 Project is youth-led. Volunteers were recruited beyond chapter membership with people not usually invited to participate (older persons, cultural diversity, persons with special needs)		
Uniqueness <i>Act</i> 0-2 points	0 Project is not unique	1 Project has been done previously or is a project designed to a similar effort	2 Project is unique in its approach to solve a problem or meet a need		
Evaluation <i>Follow Up</i> 0-4 points	0 No evidence of follow up	1 Limited evidence of follow up and evaluation	2 Evaluation is evident. Some strategies are used for follow up	3 Evaluation involves multiple strategies, interviews, surveys, pre and post tests, reports. Follow up includes plans for replication, and appreciation and recognition	4 Evaluation involves multiple strategies, interviews, surveys, pre and post tests, reports and used technology. Follow up includes replication plans, future efforts, lessons learned, and appreciation/recognition

ORAL PRESENTATION

Organization/Delivery 0 – 10 points	0 Presentation is not done or presented briefly and does not cover components of the project	1-2 Presentation covers some topic elements	3-4 Presentation covers all topic elements but with minimal information	5-6 Presentation gives complete information but does not explain the project well	7-8 Presentation covers information completely but does not flow well	9-10 Presentation covers all relevant information with a seamless and logical delivery	
Use of Portfolio during Presentation 0-5 points	0 Portfolio not used during presentation	1 Portfolio used to limit amount of speaking time	2 Portfolio used minimally during presentation	3 Portfolio incorporated throughout presentation	4 Portfolio used effectively throughout presentation	5 Presentation moves seamlessly between oral presentation and portfolio	
Voice – pitch, tempo, volume 0-3 points	0 Voice qualities not used effectively	1 Voice quality is adequate	2 Voice quality is good, but could improve	3 Voice quality is outstanding and pleasing			
Body Language/ Clothing Choice 0-3 points	0 Uses inappropriate gestures, posture or mannerisms, avoids eye contact/inappropriate clothing	1 Gestures, posture, mannerisms and eye contact is inconsistent/ clothing is appropriate	2 Gestures, posture, mannerisms, eye contact, and clothing are appropriate	3 Gestures, posture, mannerisms, eye contact, and clothing enhance presentation			
Grammar/Word Usage/ Pronunciation 0-3 points	0 Extensive (more than 5) grammatical and pronunciation errors	1 Some (3-5) grammatical and pronunciation errors	2 Few (1-2) grammatical and pronunciation errors	3 Presentation has no grammatical or pronunciation errors			
Responses to Evaluators' Questions 0-5 points	0 Did not answer evaluators' questions	1 Unable to answer some questions	2 Responded to all questions but without ease or accuracy	3 Responded adequately to all questions	4 Gave appropriate responses to evaluators' questions	5 Responses to questions were appropriate and given without hesitation	

Evaluator's Comments:

TOTAL
(90 points possible)

Evaluator # _____
 Evaluator Initial ____
 Room Consultant Initial _____